

7.2 SQLite Database – Database Frontend

Application Manual

www.pinetek-networks.com





Table of Contents


7.2 SQLite Database - Database Frontend	5
---	---

7.2 SQLite Database – Database Frontend

The Pinebox has an integrated web front end for the SQLite database. The database frontend is based on [sqlite-web](#), and can be accessed on port :8080 of the Pinebox web server or via the link in the Pinebox web interface menu:

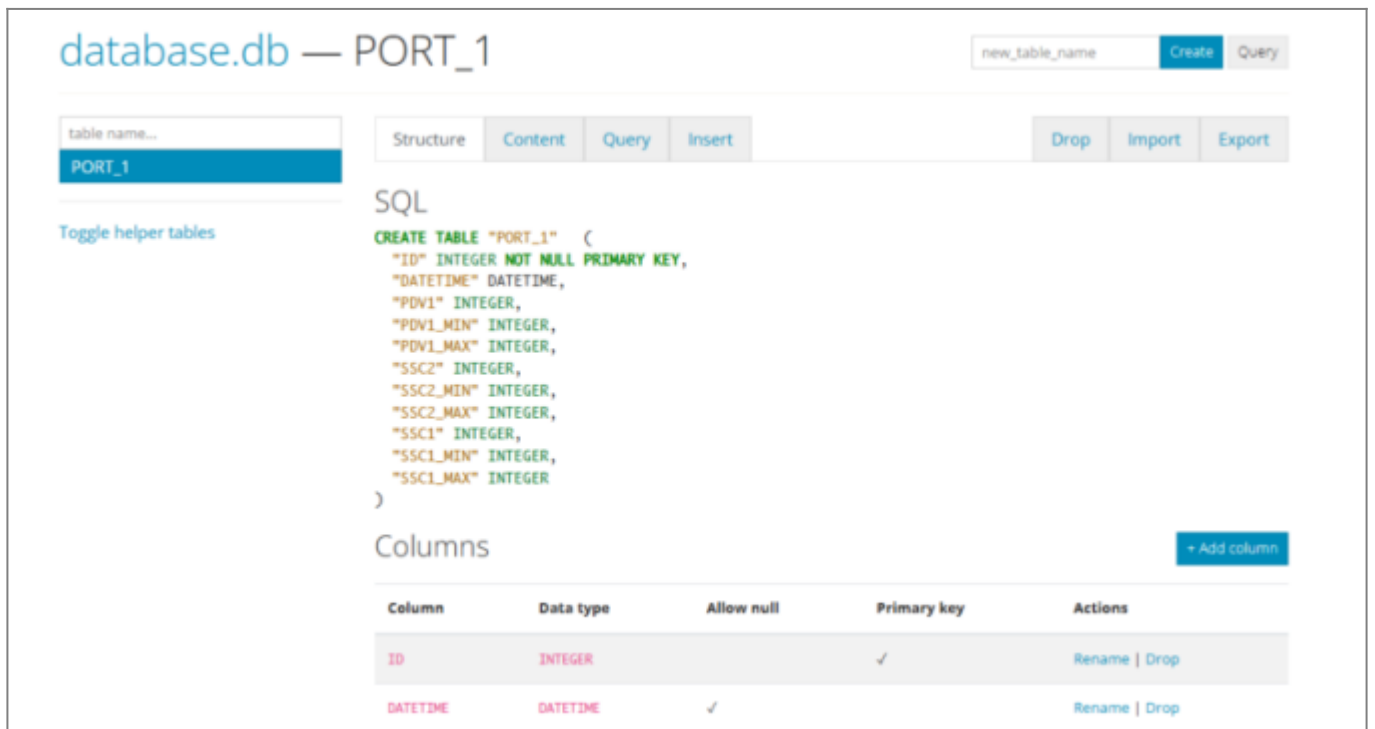


On the left side of the database frontend, the tables for the ports are shown. The default table names are PORT_1 to PORT_4:



The default database name is database.db.

The tabs for each table splits into structure, content, query and insert:



Under “Structure”, the table structure of the port can be analysed. Also, additional columns can be added, and columns can be altered and deleted

- Under “Content”, the acquired data can be analysed and also modified.
- Under “Query”, custom queries can be executed to view and also modify the database structure and content. Knowledge of the SQL syntax is required to do so.
- Under “Insert”, data can be added column-wise.



Please note that altering the structure and adding or deleting columns require that the Node-RED node for the database also needs to be modified. Doing so requires knowledge on database structures and SQL syntax. Deleting columns or dropping databases also will lead to data loss. This applies also for editing the content of the database (see below).